



Equity Advisory Group

March 29, 2021

Closed Captions in English and Spanish

English closed captions are available within Zoom and YouTube.

Users can follow this link to view both English and Spanish captions in a separate browser window:

<https://ibr.news/captions>

Subtítulos disponible en Inglés y Español

Los subtítulos en Inglés están disponibles en YouTube.

Usuarios pueden seguir este enlace para ver los subtítulos en Inglés y Español en una ventana separada del navegador:

<https://ibr.news/captions>

How to access closed captions



1. At the bottom middle of your screen you should see a menu of options. If you can't see the menu, hover your mouse over the bottom middle of the screen.
2. Then click on the “CC” icon and a separate window with captions will appear.

Public Input Instructions

- ▶ There will be an opportunity to provide brief public input later in the meeting today.
- ▶ To submit input after the meeting:
 - Email comments to info@interstatebridge.org with “EAG Public Comment” in the subject line
 - Call 888-503-6735 and state “EAG Public Comment” in your message



Today's agenda

- ▶ Program Administrator remarks
- ▶ Update on other IBR program advisory group activities
- ▶ Equity definition status update
- ▶ Informing the Equity Critical Objective in the Vision & Values
- ▶ Building the Equity Framework
- ▶ Wrap up

Program Administrator Remarks

IBR Program Updates

Executive Steering Group Update

March 17 Meeting: Reviewed and provided feedback on the Draft Purpose and Need, Community Vision, Critical Objectives, and Values including initial summary of input received from Community engagement activities, and initial input from EAG and CAG.

- Emphasized the importance of including **Equity** and **Climate Change** in the draft language.
- Continued to work together to highlight **regional priorities** and address **constituent interests** in the working draft language.
- Voiced their appreciation for input from **CAG, EAG, and Community Engagement** and looked forward to seeing their continued feedback incorporated into the language.

Near-term Work: Strive for consensus recommendation on Purpose & Need, Vision & Values to share with Bi-State Legislative Committee.

Next meetings:

April 29, 8:00am – 10:00am

May 20, 10:00am – 1:00pm

Community Advisory Group meeting 3.24

▶ Purpose & Need, Vision and Values

- Reviewed newest draft
- Breakout groups to discuss
- Encouraged to see their input reflected in newest draft
- Review final version on 4.28.2021

▶ Charter

- First look
- Breakout group to discuss
- Focused on what their job is as a group
- Pleased with first version

▶ Continue to be interested in discussing solutions

- Excited for moving into next phase of program

▶ What's next?

- Listening sessions
- Working groups
- Adopt CAG charter
- Review final PPNV

Equity Definition Update

Purpose & Need, Critical Objectives and Vision & Values

Update

Update: Purpose and Need, Critical Objectives and Vision and Values

- ▶ Sought input from ESG, EAG and CAG on:
 - Purpose and Need
 - Critical Objectives
 - Vision and Values
- ▶ Developed working draft language
- ▶ Review and feedback from federal partners (FHWA, FTA) on draft revisions to the Purpose and Need

What we've heard

EAG discussions thus far on Purpose & Need and Vision & Values have yielded the following general themes:

- 1. Avoid further harm:** communities in the corridor have been historically harmed by large public projects, and the program must avoid repeating this pattern.
- 2. Future-focused aspirations:** while avoiding harm is crucial, it is not enough if the program is to achieve truly equitable processes and outcomes.
- 3. Implications for low-income community members:** the program should improve transportation options specifically for lower wage workers and other travelers with low-income while mitigating the disproportionate impacts that potential tolls would have. A key consideration is that many community members have moved from Portland to Vancouver and Clark County due to housing affordability, thereby increasing travel times and transportation costs.

What we've heard

EAG discussions thus far on Purpose & Need and Vision & Values have yielded the following general themes:

4. **Strengthen communities, now and in the future:** The program should not only engage but involve the community throughout the process. This includes:
 - a. Finding ways to accentuate the relationship between the communities being connected;
 - b. Being clear about how community engagement will influence program decision making;
 - c. Reflecting the diversity of the community in the design of the bridge;
 - d. Ensuring equitable access to employment and contracting opportunities during construction; and
 - e. Continuing to invest in communities going forward.
5. **Public transportation:** one of the most important needs for the program is to improve transportation options for non-drivers

Equity Applied in NEPA and Beyond

- ▶ Engage during planning and decision-making process
- ▶ Identify performance measures
- ▶ Contribute to design elements
- ▶ Commit to processes and outcomes
- ▶ Inform benefits and impacts analysis
- ▶ Advance commitments through design and construction
- ▶ Monitor for accountability

Refining the Equity Critical Objectives

- ▶ Commit to equity of both outcomes and processes throughout the delivery of the program.
- ▶ Ensure historically marginalized communities have meaningful access to program activities, jobs, and other program benefits.
- ▶ Minimize transportation costs for historically marginalized communities associated with the program.
- ▶ Ensure access to program benefits while minimizing impacts to historically marginalized and underserved communities, including neighborhoods adjacent to the program area.
- ▶ Consider historical impacts to black, indigenous, and people of color (BIPOC), as well as economically vulnerable populations, when determining equitable outcomes for the program.
- ▶ Engage historically marginalized communities to ensure program design reflects cultural context and area history.
- ▶ Provide meaningful opportunities for women and minority owned firms, including Disadvantaged Business Enterprises (DBEs), in all procurement.
- ▶ Minimize displacements within communities of concern through design.
- ▶ Enhance transportation and public transit access to jobs, services, affordable housing and housing choice relevant to historically marginalized communities.



Group discussion

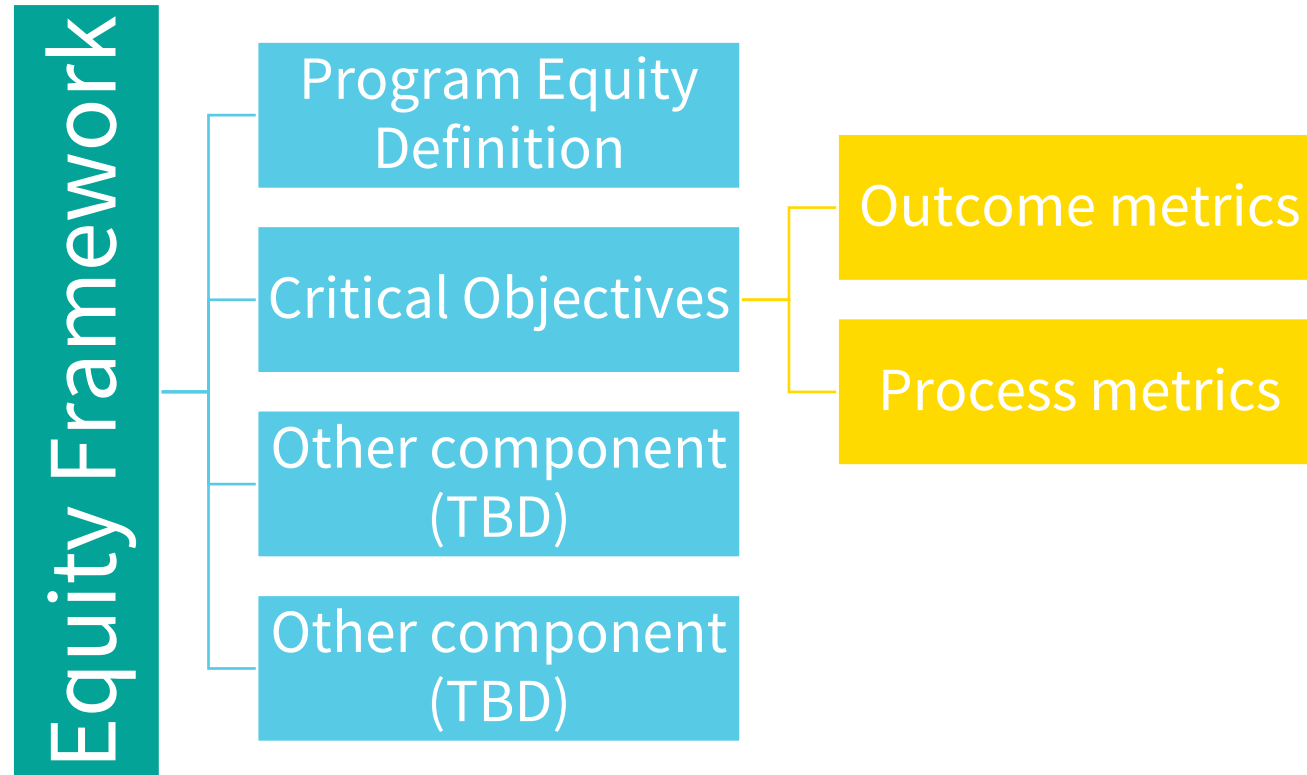
1. Do you have **proposed changes** to any of the draft Critical Objectives?
2. Is there **anything missing** from the draft Critical Objectives?

Developing a framework for equitable outcomes

Chris Lepe, IBR Equity Panel

Critical Objective & Equity Framework

How do they relate?



Developing a framework for equitable outcomes

Presentation:

- What is an Equity Framework?
- What are some real-world examples?

Small group discussion:

- How will we know we've done a good job, in terms of:
 - Processes
 - Outcomes

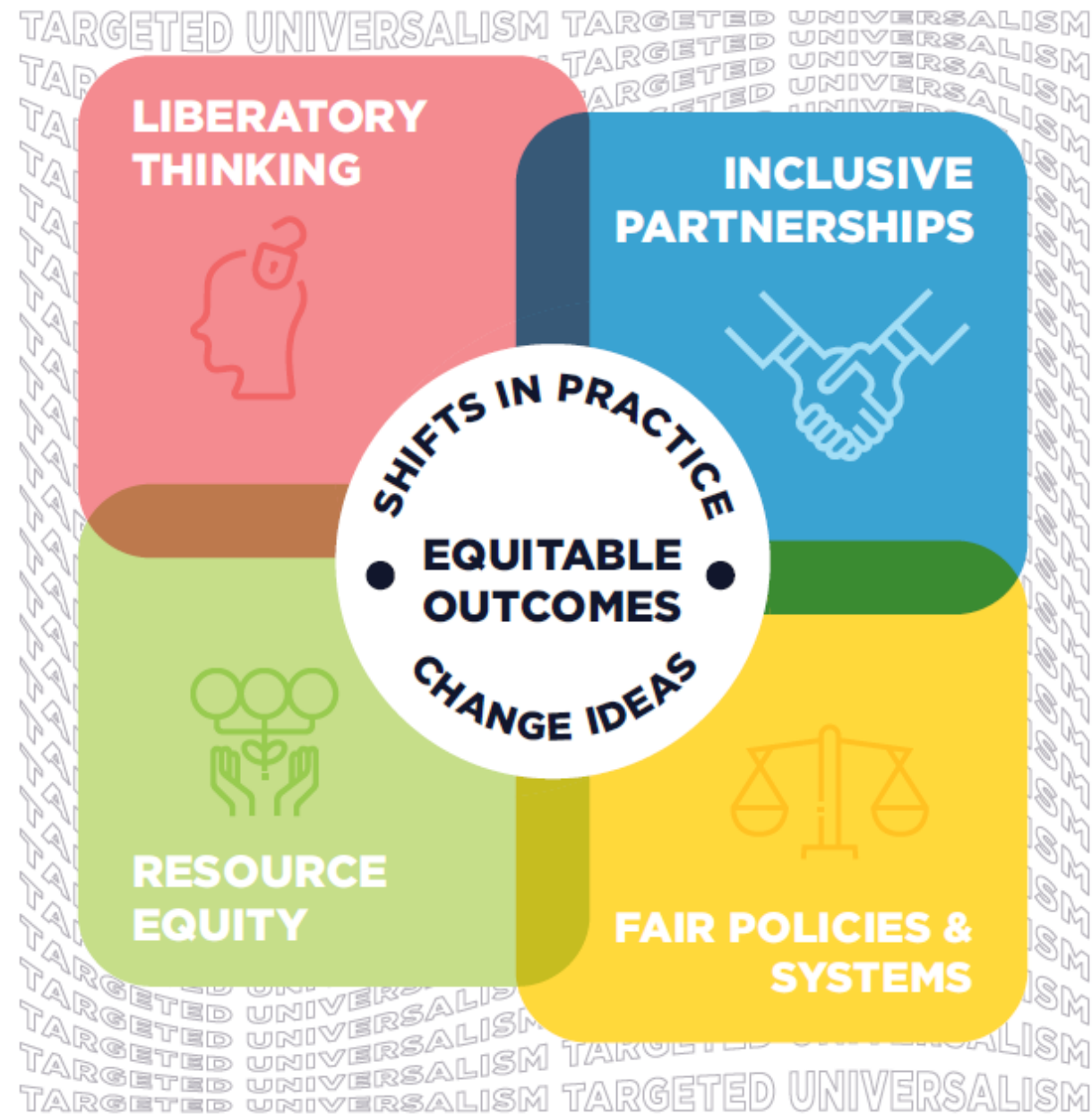
What is a framework?

- A particular set of **rules, ideas, or beliefs** which you use in order to deal with problems or **to decide what to do**.
- A document that sets out a set of **procedures or goals**, which might be used in **negotiation or decision-making** to guide a more detailed set of policies, or to guide ongoing maintenance of an organization's policies.

Example: Chicago Public Schools Equity Framework

“All students... can reach the same ambitious goals through **targeted approaches**...

We must critically **examine and improve our mindsets, relationships, resource allocations, and policies.**”



CPS Equity Framework - How, what, why

- **Grounds us in the values and structures** essential to doing the transformative **personal, relational, and institutional** work...
- Have **shared language, tools, and accountability**...
- Racial and educational equity require **processes, initiatives, and outcomes.**

Example - King County Metro Mobility Framework

1. Introduction:

Vision

Who developed the framework

Why the framework was developed

3. Guiding principles & recommendations



2. Framework approach:

Engagement

Best practices research

Travel & demographic trends

4. Implementation

How the framework will be used & implemented

When key decisions will take place

Who should be involved/consulted during implementation

Example: City of Portland Racial Equity Toolkit Worksheet

1. Steps with questions & resources to help answer them:

1. Set equitable outcomes

2. Collect & analyze data

3. Understand historical context

4. Engage those most impacted

5. Develop racial equitable strategies & refine outcomes

6. Implement changes

7. Evaluate/ accountability/ report back

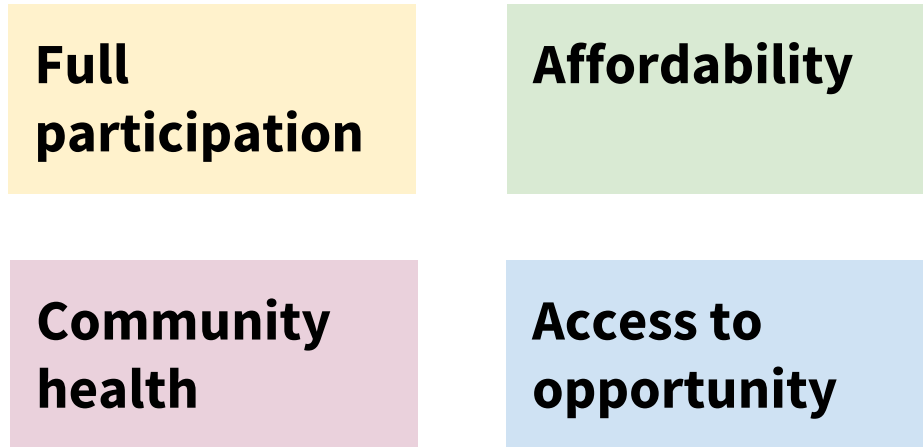
2. Example questions:

1. What are the intended equitable results and what community indicators measure those results?

2. How will you engage those most impacted? Describe your engagement strategies. Public engagement should prioritize opportunities to empower and collaborate.

Example: TransForm's Pricing Roads, Advancing Equity Report & Toolkit

1. Achieving equity outcomes:



2. Five steps to equitable outcomes:



Example questions to ask from TransForm toolkit:

- **Step 1** - Are all potentially impacted and vulnerable populations within the project study boundaries?
- **Step 2** - Will changes resulting from the project reduce traffic and bring more community cohesion?
- **Step 3** - What impacts will pricing have on air quality, and where are these impacts likely to be felt?
- **Step 4** - What strategies will most help commuters (and non-commuters) from vulnerable communities?
- **Step 5** - How heavily will decision-makers weigh the adopted equity outcomes and indicators, relative to other priorities?

Example indicators from TransForm toolkit:

- **Full participation:** Number of community-identified priorities that are being implemented as part of the program.
- **Affordability:** Change in share of household income spent on transportation and housing, by income category.
- **Access to opportunity:** Change in the number of jobs, services, etc., that people from vulnerable communities can access within a 30, 45, or 60 minute window, by mode.
- **Community health:** Change in particulate matter or other criteria pollutants in identified impact areas.



Small group discussion

How will we know we've done a good job? What are some ways we can **measure success**?

In terms of:

1. Outcomes (10 mins)
2. Processes (10 mins)

Public comment

Comment Instructions

To make a verbal comment:

- ▶ To make a live comment via phone, dial: +1 669 900 6833 or +1 408 638 0968
 - ▶ Meeting ID: 986 0940 5983
 - ▶ Passcode: 701376
- ▶ Dial *9 to raise your hand
- ▶ The facilitator will call on participants to provide comment
- ▶ Dial *6 to unmute yourself
- ▶ Please provide your name and affiliation.
- ▶ 10-minute timeframe will be divided among the number of requested speakers.

If we run out of time and you have not had a chance to speak, you can still provide comments after the meeting.



Comment Instructions

To submit comment after the meeting:



- ▶ Fill out the comment form on the program website or email your comments to info@interstatebridge.org with “EAG Public Comment” in the subject line.



- ▶ Call **360-859-0494** (Washington), **503-897-9218** (Oregon), **888-503-6735** (toll-free) and state “EAG Public Comment” in your message.
- ▶ Written comments need to explicitly say “**EAG Public Comment**” in the subject line or in the body of the message for them to be identified and distributed to EAG members.
- ▶ All written comments must be received prior to 48 hours in advance of each upcoming meeting in order to be distributed to advisory group members. Comments received after that point will be distributed to members in advance of their next meeting.

Wrap up

- Takeaways
- Next meeting: April 19, 5:30 – 7:30 p.m.



Thank you!