



Equity Advisory Group

July 18, 2022

Closed Captions in English and Spanish

English closed captions are available within Zoom and YouTube.

Users can follow this link to view both English and Spanish captions in a separate browser window:

<https://ibr.news/captions>

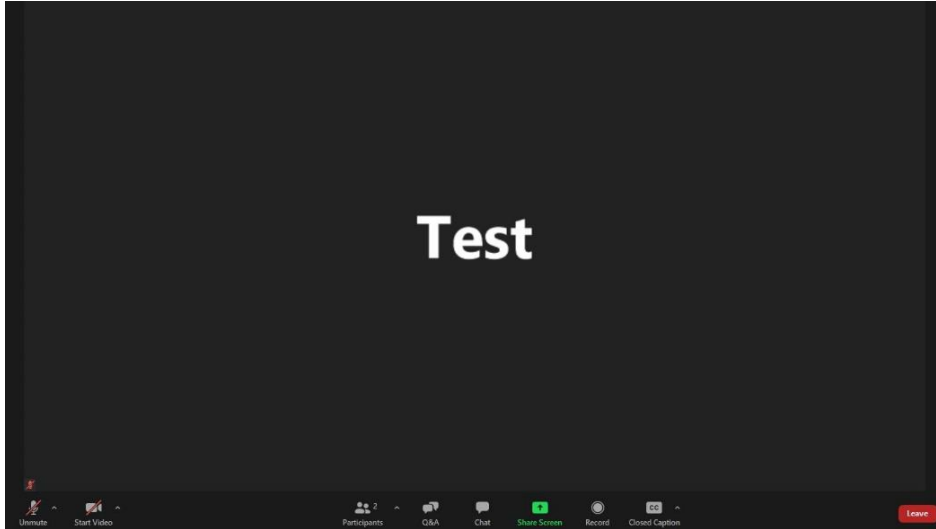
Subtítulos disponible en Inglés y Español

Los subtítulos en Inglés están disponibles en Zoom y YouTube.

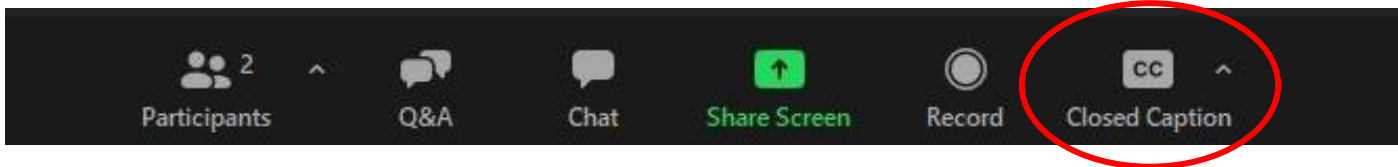
Usuarios pueden seguir este enlace para ver los subtítulos en Inglés y Español en una ventana separada del navegador:

<https://ibr.news/captions>

How to access closed captions in Zoom



1. At the bottom middle of your screen, you should see a menu of options. If you can't see the menu, hover your mouse over the bottom middle of the screen.
2. Click on the “CC” icon and a separate window with captions will appear.



Reminders

- ▶ We encourage EAG members to turn on your video.
- ▶ Please say your name when you begin to speak.
- ▶ If you experience technical difficulties, please contact program staff at: **(360) 329-6744**

Public Input Instructions

- ▶ There will be an opportunity to provide brief public input later in the meeting today.
- ▶ To submit input after the meeting:
 - Email comments to info@interstatebridge.org with “EAG Public Comment” in the subject line
 - Call 888-503-6735 and state “EAG Public Comment” in your message



Today's agenda

- ▶ Icebreaker
- ▶ Program Administrator Update
- ▶ Report Outs:
 - Program area tour
 - Census Data Session
- ▶ ODOT Low-income Toll Report
- ▶ IBR Community Benefits Agreement Development
- ▶ Public comment
- ▶ Close out



Icebreaker

Icebreaker

- ▶ Name + pronouns
- ▶ Affiliation
- ▶ What is your favorite thing about Portland/Vancouver in the summer?



Program Update

Greg Johnson, Program Administrator

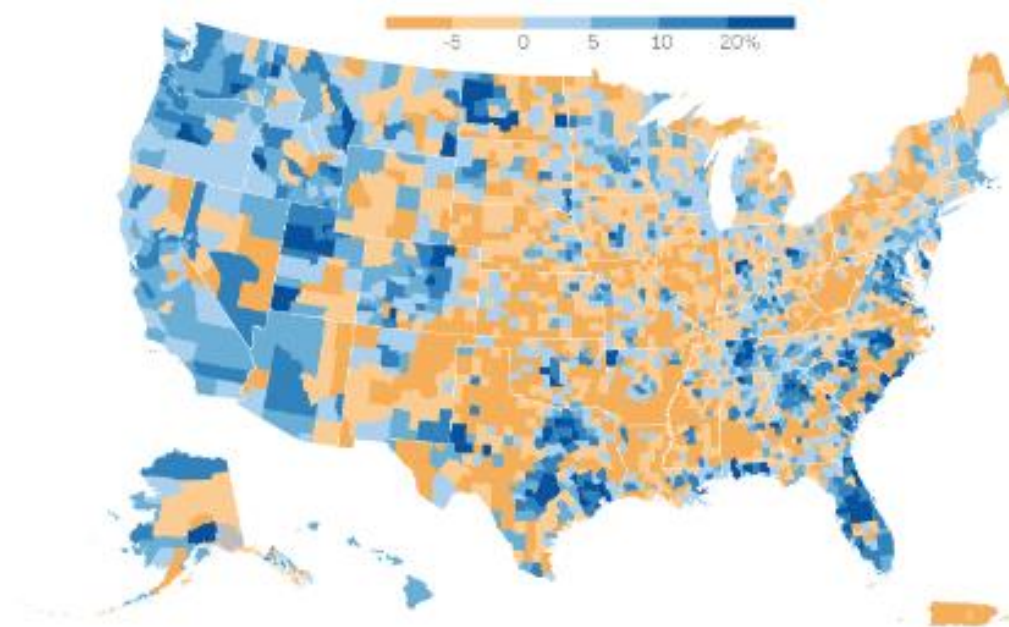
Report Outs

EAG Member Attendees

Program area tour



Census data session



Interstate Bridge Replacement Equity Advisory Group



Garet Prior, Toll Policy Manager

Jessica Stanton, EMAC Facilitator




July 12, 2022

Urban Mobility Strategy Map



Currently Funded by HB2017

-  System Improvement Project
-  Bike/Ped Crossing Project

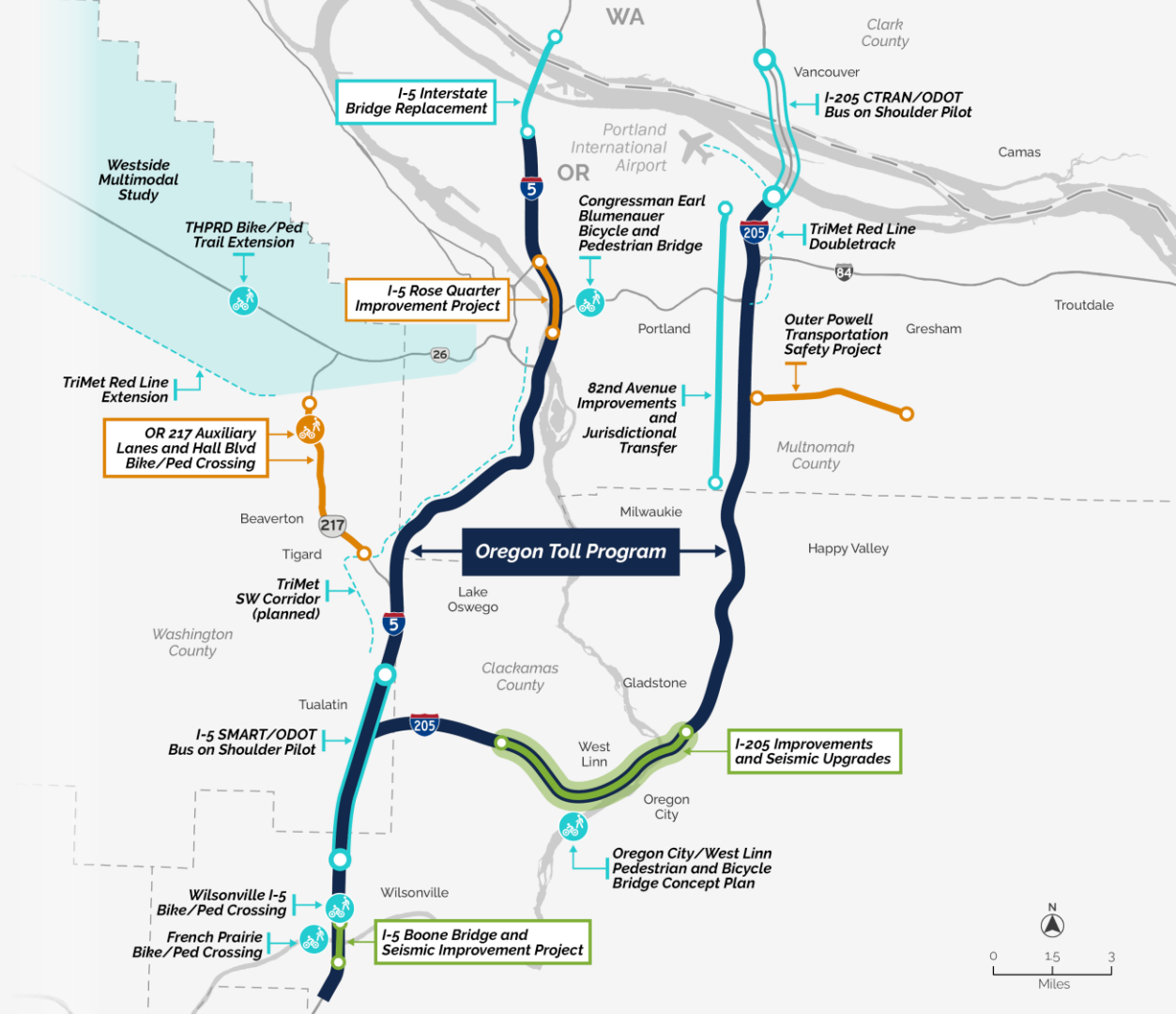
Made Possible with HB3055

-  System Improvement Project
-  Regional Mobility Pricing Project
-  I-205 Toll Project

Partner Project with ODOT Support

-  System Improvement Project
-  Bike/Ped Crossing Project
-  Bus on Shoulder Pilot
-  TriMet Project
-  Multimodal Study

Note: Core project names are boxed



All lanes, all electronic, no stopping



When would tolling start?



Equity and Mobility Advisory Committee & Oregon Transportation Commission



- **Neighborhood health and safety**
- **Low-income**
- **Transit and multimodal**



EMAC and the OTC: Advancing Equity: July 2022 Meeting

- ▶ Receive EMAC’s “Shaping an Equitable Toll Program” report that identifies work-to-date, accomplishments, and next steps
- ▶ Consider EMAC’s July 2022 recommended actions to provide strategic direction, knowing there is more work to be done

Equity and Mobility Advisory Committee's July 2022 Recommended Actions

Congestion
Management

Revenue Generation
Strategy

Business Investment

Accountability (RAC
and Rate Setting)

Accountability (2025
and Beyond)

Low Income Toll Report

Options to Establish Toll Benefits for Drivers
Experiencing Low Incomes

Income Thresholds

2021 Federal Poverty Level (FPL)

Household/Family Size	200% FPL	400% FPL
1	\$27,180	\$54,360
2	\$36,620	\$73,240
3	\$46,060	\$92,120
4	\$55,500	\$111,000
5	\$64,940	\$129,880
6	\$74,380	\$148,760
7	\$83,820	\$167,640
8	\$93,260	\$186,520
9	\$102,700	\$205,400
10	\$112,140	\$224,280
11	\$121,580	\$243,160
12	\$131,020	\$262,040
13	\$140,460	\$280,920
14	\$149,900	\$299,800

Source: U.S. Department of Health and Human Services. 2022. *HHS Poverty Guidelines for 2022*. <https://aspe.hhs.gov/topics/poverty-economic-mobility/poverty-guidelines>.

FPL = federal poverty level

Benefit Options for Consideration

- 1. Provide a significant discount (e.g., credits, free trips, percentage discount, or full exemption) for households equal to or below 200% Federal Poverty Level**
- 2. Provide a smaller, more focused discount (e.g., credits or free trips) for households above 201% and up to 400% of the Federal Poverty Level**
- 3. Use a certification process that leverages existing programs for verification and further explore self-certification**

Income Verification

Research

- ▶ Other low-income toll programs are drastically under enrolled
- ▶ Income verification requires participants to provide documentation of income and can present significant barriers to enrollment
- ▶ Concerns regarding fraud are often overstated, ability to control and check for abuse with proper oversight
- ▶ Self-certification is more efficient overall than actively verifying income on enrollment

Implementation Practices for Consideration

Practices for Consideration

- ▶ Provide free transponders to people and community-based organizations or other groups raise enrollment
- ▶ No minimum dollar amount of balance to load or maintain the transponder account
- ▶ Provide a cash-based option
- ▶ Conduct extensive marketing, promotion, and engagement with community-based organizations that begins at least 6 months before tolls starts
- ▶ Post signage so that travelers can make informed decisions

Practices for Consideration

- ▶ Create an in-person and online enrollment process that accommodates participants with disabilities, who have limited technology access or training, and who speak languages other than English
- ▶ Support a monitoring, review, and adjustment process for the low-income toll program that includes community voices and a process that is aligned with the Oregon Toll Program's Equity Framework
- ▶ Offer additional time to pay toll charges, multiple notices of account balances, or set a maximum penalty amount

Next Steps and Discussion

Next Steps

- ▶ Draft report posted in June, with stakeholder engagement and discussion in July and August
- ▶ Report being delivered to Oregon Transportation Commission (OTC) in September
- ▶ More work is needed to identify implementation and operations costs associated with the options for consideration
- ▶ Prior to tolls beginning in 2024, OTC and ODOT will establish a low-income benefit program

Discussion Questions

1. What are your initial reactions to the options for consideration and implementation practices?
2. Are there any concerns or issues that you recommend that we consider?

Continue the conversation

Garet Prior, ODOT Toll Policy Manager

Garet.Prior@odot.oregon.gov

(503) 396-2588





IBR Community Benefits Agreement Development

Emilee Thomas-Peralta, Equity Team

What is a CBA?

- ▶ An agreement (or set of agreements) that establishes a range of benefits for the local community as part of a development project
- ▶ Becoming a best practice for large-scale development projects
- ▶ Private vs. Public CBAs

What is a CBA? – cont.’d

► Common Components

- Local street improvements
- Living wage programs
- Targeted hiring programs
- Job training programs
- Construction mitigations
- Support for affordable housing development
- Local community/neighborhood improvements (youth centers, recreation facilities, parks, etc.)



Local workforce and training strategies



Construction and operations effect on the community



Aesthetics and landscaping



Regional economic and community development opportunities

Equity Framework & the CBA

- ▶ **Principles from the Equity Framework that will directly inform the CBA:**
 - Acknowledge, honor, and apply lessons learned from history and local current applications
 - Identify and address disparities
 - When legally permissible, use existing laws and regulations as the floor, rather than the ceiling
 - Prioritize contract equity and economic justice

Equity Framework & the CBA – cont.’d

► CBA elements will be tied back to the equity objectives:

Mobility and accessibility: Improve mobility, accessibility, and connectivity, especially for lower income travelers, people with disabilities, and historically underserved communities who experience transportation barriers.

Physical design: Integrate equity, area history, and culture into the physical design elements of the program including bridge aesthetics, artwork, amenities, and impacts to adjacent land uses.

Community benefits: Find opportunities for and implement local community improvements in addition to required mitigations.

Workforce equity and economic opportunity: Ensure that economic opportunities generated by the program benefit minority and women owned firms, BIPOC workers, workers with disabilities, and young people.

Decision-making processes: Prioritize access, influence, and decision-making power for Equity Priority Communities throughout the program in establishing objectives, design, implementation, and evaluation of success.

Avoid further harm: Actively seek out options with a harm-reduction priority rather than simply mitigate disproportionate impacts on historically impacted and underserved communities and populations.

CBA Development

▶ Considerations:

- Funding sources
- Regulatory considerations
- Efforts currently underway with local governments and agencies
- FHWA and/or FTA approval requirements
- Workforce/labor agreements

▶ Where we currently are in the process

▶ Next steps

Small Group Discussion

Small Group Discussion

- ▶ Who should be at the table as we move through the process?
- ▶ What are some ideas you have for what the CBA might include?

Public comment

Comment Instructions

- ▶ Through Zoom:
 - ▶ Please use the link located in the meeting description on the YouTube meeting page or on the IBR EAG meeting webpage.
 - ▶ Commenters will be allowed to turn on their webcams, but will not be allowed to share their screens and will be removed from the room once the public comment period concludes.
- ▶ By phone:
 - ▶ Dial 253-215-8782
 - ▶ Meeting ID: 986 0940 5983
 - ▶ Passcode: 701376
 - ▶ Dial *9 to raise your hand
 - ▶ Dial *6 to unmute yourself
- ▶ The facilitator will call on participants to provide comment
- ▶ Please provide your name and affiliation.
- ▶ Commenters will be given 2 minutes to speak.

If we run out of time and you have not had a chance to speak, you can still provide comments after the meeting.



or



Comment Instructions

To submit comment after the meeting:



- ▶ Fill out the comment form on the program website or email your comments to info@interstatebridge.org with “EAG Public Comment” in the subject line.



- ▶ Call **888-503-6735** and state “EAG Public Comment” in your message.
- ▶ Written comments need to explicitly say “**EAG Public Comment**” in the subject line or in the body of the message for them to be identified and distributed to EAG members.
- ▶ All written comments must be received prior to 48 hours in advance of each upcoming meeting in order to be distributed to advisory group members. Comments received after that point will be distributed to members in advance of their next meeting.

Wrap up

- Takeaways
- Meeting evaluation
- Next meeting: August 15, 5:30 – 7:30pm



Thank you!